


EXC-U24TCL0 LED Linear light



Application Environment:
Indoor
Outdoor

Description

EXC-U24TCL0 full-color series consists of full-color SMD linear lights equipped with a narrow aluminum-profile housing and specially designed by EXC for outdoor landscape lighting. Each strip includes 8 pixels, and each pixel can realize 8/16bit grades gray scale changing; featuring simple and reliable installation, they can be used for extra-large area display of building facades, contour shaping, interior and exterior surface decoration lighting, and small-range wall washing.

Features

- Self-contained wing installation
- The newest generation technology: DMX512 parallel bus design
- Full-sealed filling waterproof design by German imported glue
- Aluminum alloy lamp body with low thermal resistance path heat dissipation design
- Outdoor lightning protection and electrostatic discharge (ESD) protection design

Basic Specifications

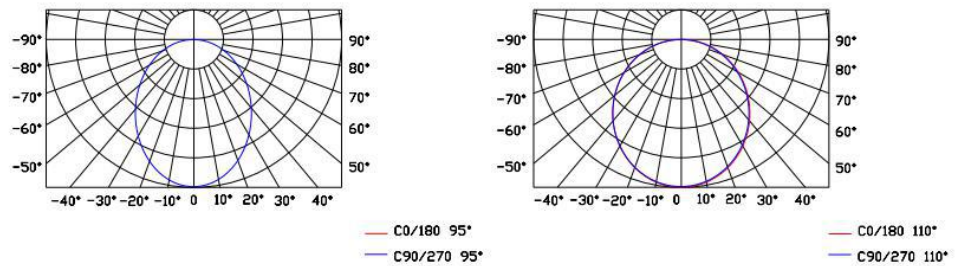
Color Range	RGB/RGBW/W
Working Voltage	DC 24V
Max. Power Consumption	9W/12W/15W/18W
Light Source	36/48/60 pcs LEDs
LED chip Brand	Optional(Cree, OSRAM, Lumileds, Epistar, etc...)
CRI	80
Control	DMX512, ON/OFF
Segment	1/4/6/8/10
Source Life	50,000 h
Housing	High strength aluminum alloy
Cover	PC(Transparent, Opal)

Weight	0.72Kg
Working Temperature	-40°C to 60°C
Storage Temperature	-40°C to 70°C
Protection Rating	IP66
Efficiency flux	50LM/W(White), 25LM/W(RGB), 35LM/W(RGBW) , milky diffuser(decrease 30%-50%)
Beam Angle	≥95°

Host Controller	EXC-5200
Slave Controller	EXC-2905T1
Signal Cable	EXC-LED outdoor special cable

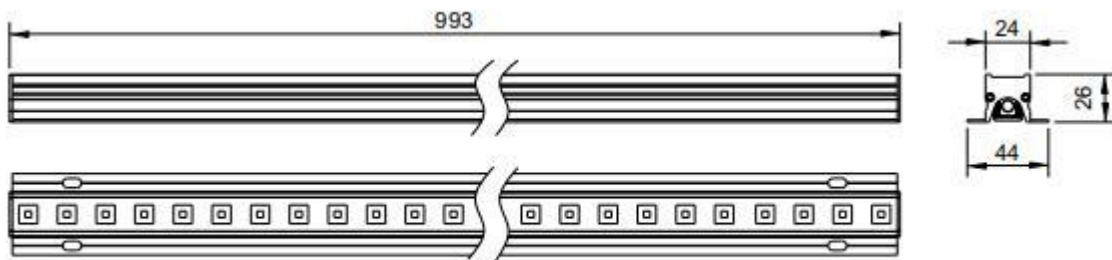
Light Intensity Distribution

Light Intensity Chart



Physical Dimension

Unit: mm



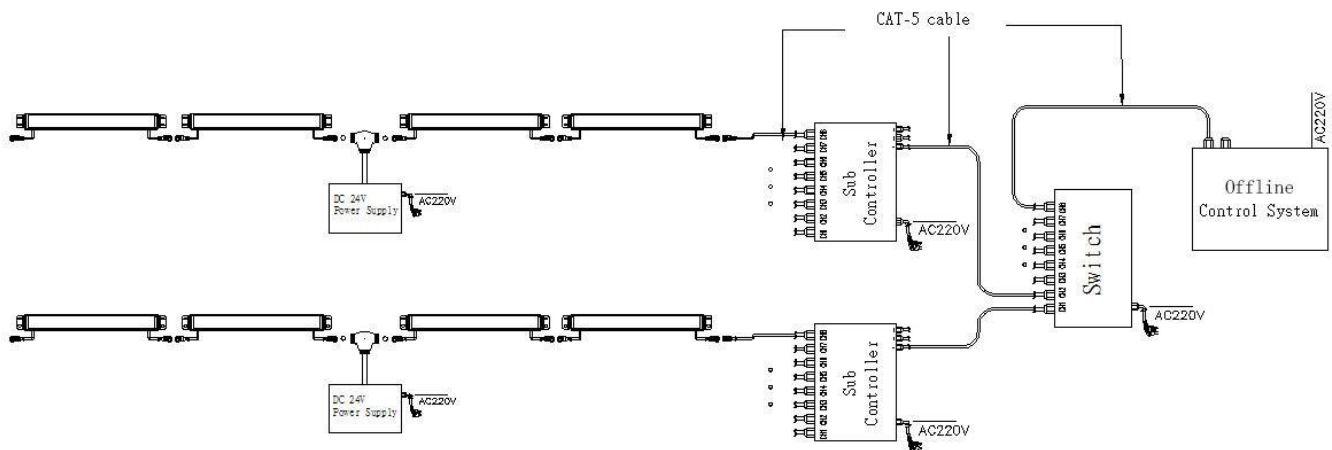
EXC-U24TCL0

Mounting Accessories 1:

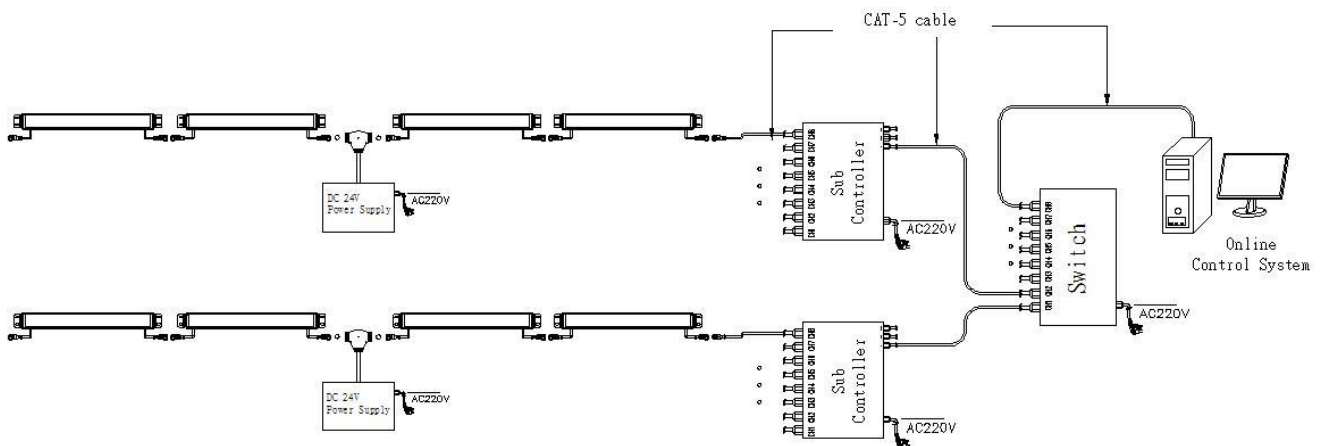
System connection diagram:

- 1、 Host controller should connect with slave controller. Working voltage for controllers are AC220V.
- 2、 On-line main controller should connect with slave controller, on-line main controller and sub controller working voltage are AC220V.
- 3、 each sub-controller with 8 ports, with each port 512 pixels, supporting data converter, supports 100 meters ultra-long haul transmission.
- 4、 The CAT-5 e. cable distance should be within 100 meters between host controller and slave controller, between slave controllers and switch, etc.

Offline Controlling System Diagram



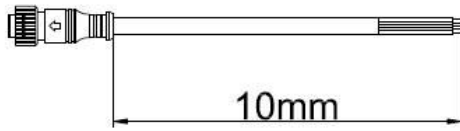
Online Controlling System Diagram



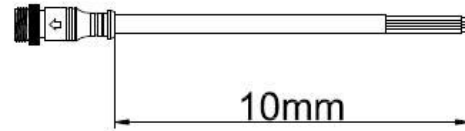
Accessories :

1: Female and Male Connector(Connect to first dot light for signal transmission)

Female Connector

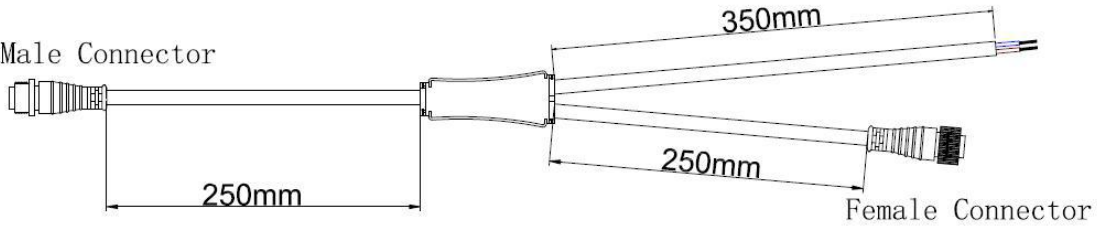


Male Connector




2: Y Shape Connector(For power Distribution)

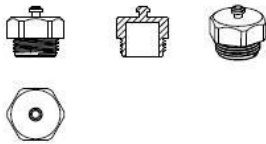
Male Connector



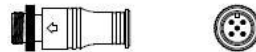
3: Interconnection Cable(1.3M,3M,5M is standard length)



4: End Cap



Male Connector



Male Connector