

EXC-W35XBL Multi-pixel LED Wall Washer



Application Environment:
Indoor
Outdoor

Description

EXC-W35XBL full color series consists of strip-shaped small-power wall washer lights with high-strength aluminum alloy housing specially designed by EXC for outdoor landscape lighting. It could be used for illumination in specific areas or landscape wash lighting, applicable on building facades, bridges, stages, etc. There are many options for lamp length specifications available.

Features

- Professional comb convection heat dissipation design
- Unique waterproof and breathable design
- Low thermal resistance path heat dissipation design
- Outdoor lightning protection and electrostatic discharge (ESD) protection design
- Projection distance: 1-3m

Basic Specifications

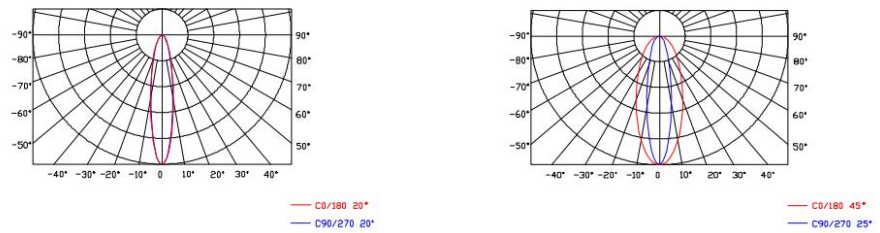
Color Range	W(2700K-6500K)
Light Source	18/24pcs LEDs
Working Voltage	DC 24V
Max. Power Consumption	18W/24W
Control	DMX512
Segment	1
Grey Scale	/
Source Life	50,000 h
RDM	Optional
LED chip Brand	Optional(Cree, OSRAM, Lumileds, Epistar, etc...)
Housing	High Strength Aluminum
Cover	Tempered glass
Weight	0.9KG
Working Temperature	-40°C to 60°C
Storage Temperature	-40°C to 70°C

Protection Rating	IP66
Efficiency flux	≥70LM/W(White),≥45LM/W(RGBW),≥30LM/W(RGB)
Beam Angle	25*45°

Host Controller	EXC-5200
Slave Controller	EXC-2905T1
Signal Cable	EXC-LED outdoor special cable

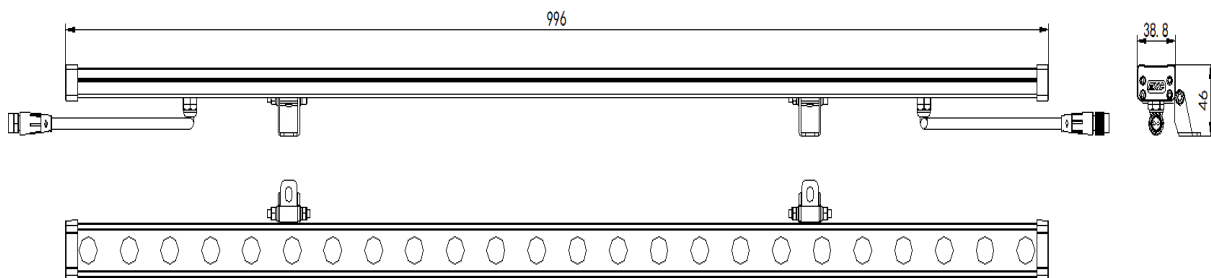
Light Intensity Distribution

Light Intensity Chart



Physical Dimension

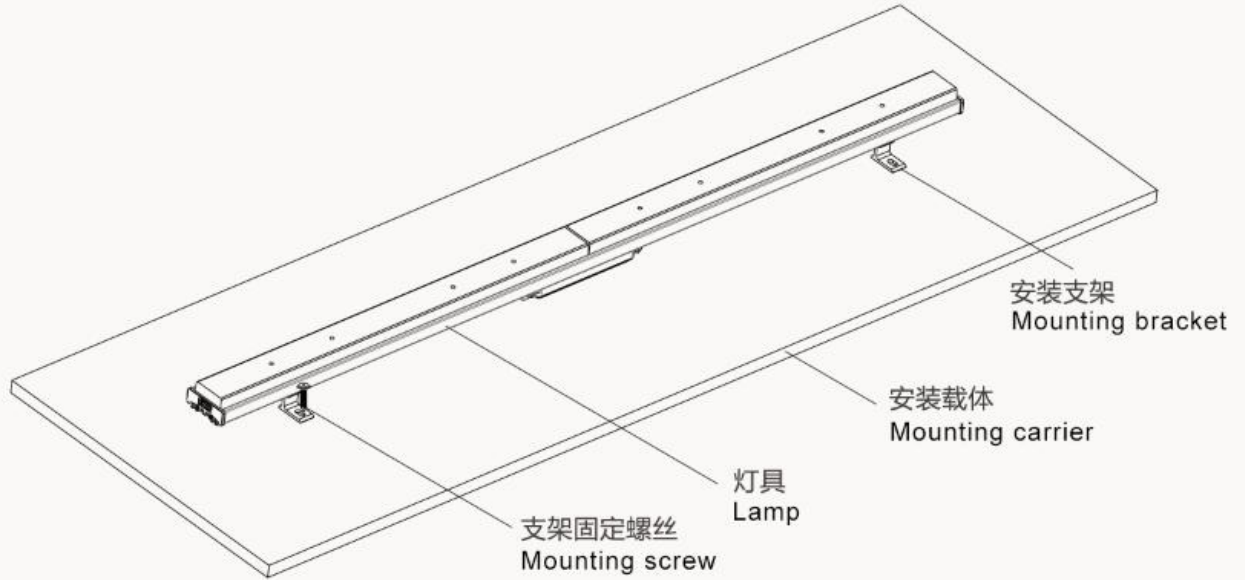
Unit:mm



Installation Diagram

选用M6膨胀螺丝,按如图方式将安装座固定到需求位置,具体间距按灯具长度要求。

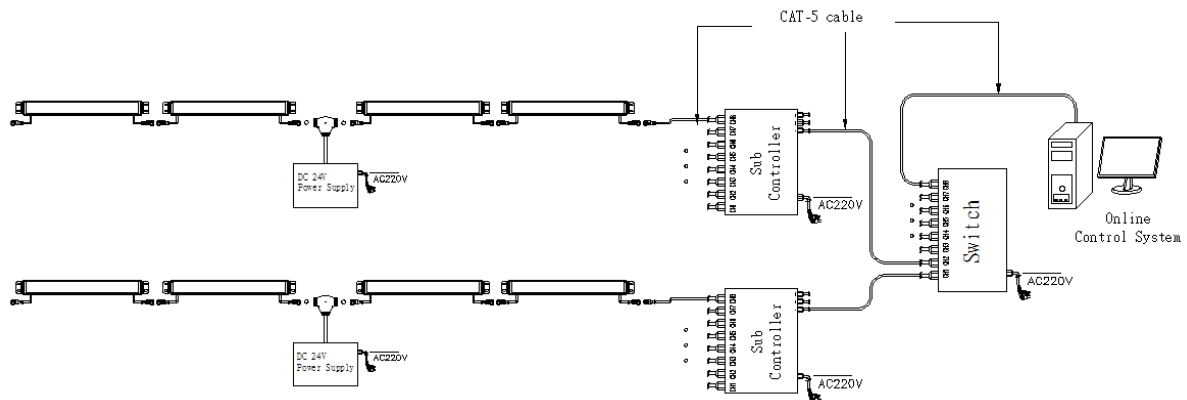
Use M6 expansion screws to fix the mounting bracket to the required position as shown in the figure.
The specific spacing shall be based on the length of the lights.



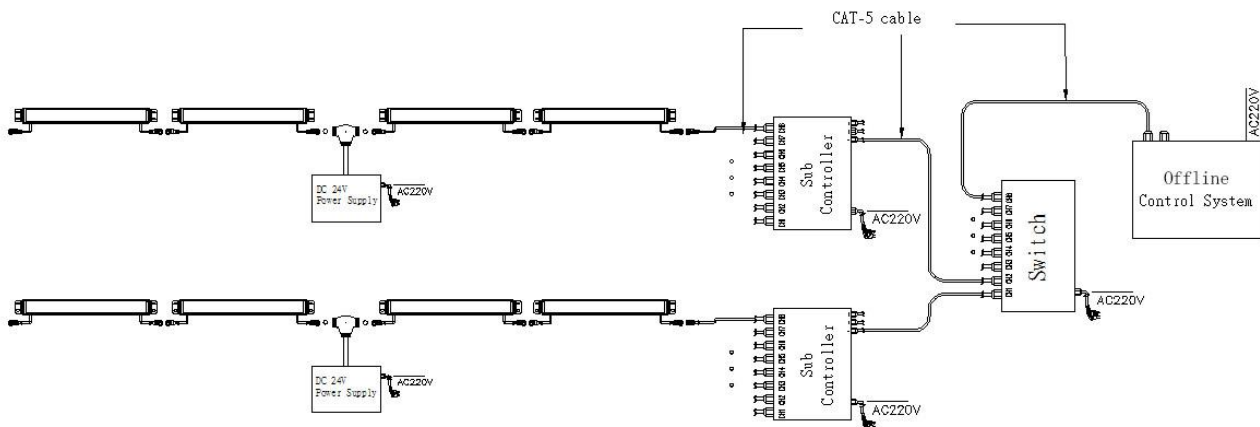
System connection diagram:

- 1, Host controller should connect with slave controller. Working voltage for controllers are AC220V.
- 2, On-line main controller should connect with slave controller, on-line main controller and sub controller working voltage are AC220V.
- 3, Each sub-controller with 8 ports, with each port 512 pixels, supporting data converter, supports 100 meters ultra-long haul transmission.
- 4, The CAT-5 e. cable distance should be within 100 meters between host controller and slave controller, between slave controllers and switch, etc.

Online Controlling System Diagram



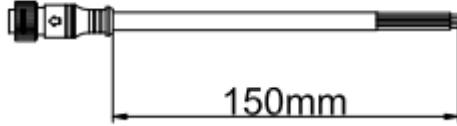
Offline Controlling System Diagram



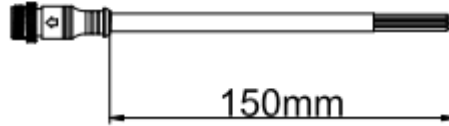
Accessories :

1: Female and Male Connector(Connect to first dot light for signal transmission)

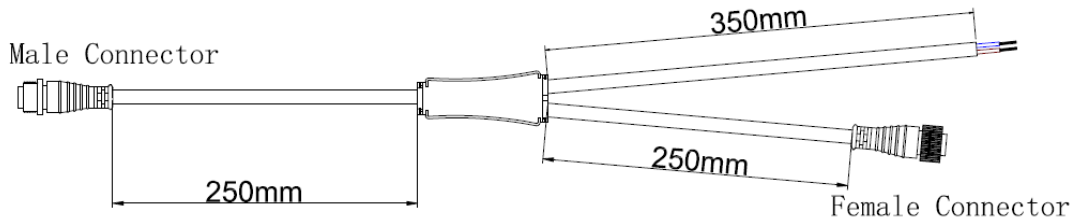
Female Connector



Male Connector



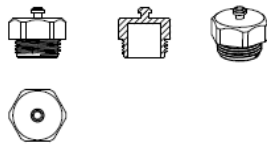
2: Y Shape Connector(For power Distribution)



3: Interconnection Cable(1.3M,3M,5M is standard length)



4: End Cap



Male Connector



Male Connector